

RXXXX-150-4E Features:

- TCE Matched, All Brazed Construction
- Enhanced Mechanical Strength
- RoHS Compliant
- Covered Resistor Element
- Customer Defined Testing Available
- ±5% Resistor Tolerance

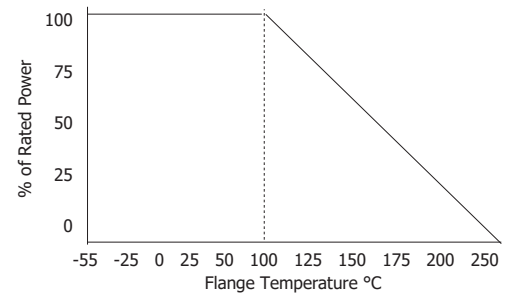
RXXXX-150-4E Parameters:

Rated Power:	150W*
Max. Rated Voltage:	500VDC
Capacitance (Typical):	2.94pF at 1MHz
Resistor Construction:	Thick Film on BeO Attached with AuGe Braze
Flange Construction:	Copper Tungsten
Lead Construction:	Copper Attached with AuGe Braze
Operating Temperature:	-55 to +250°C

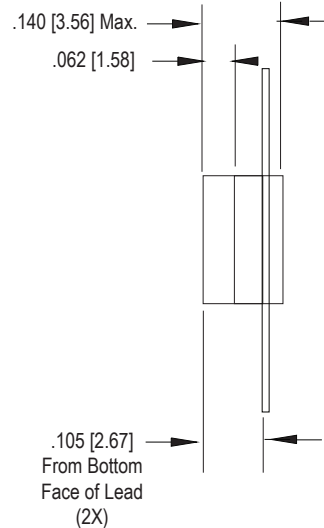
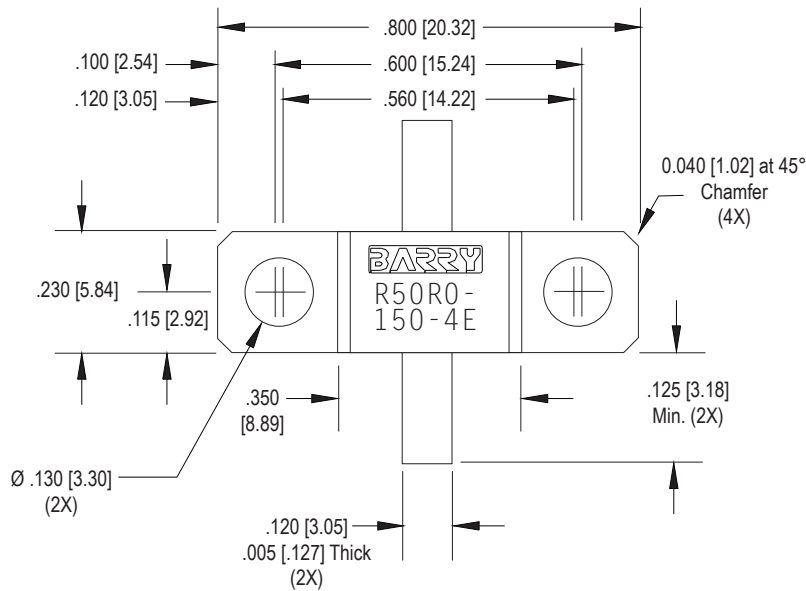
* Rating based on ≤100°C constant flange temperature



RXXXX-150-4E Power Derating Curve



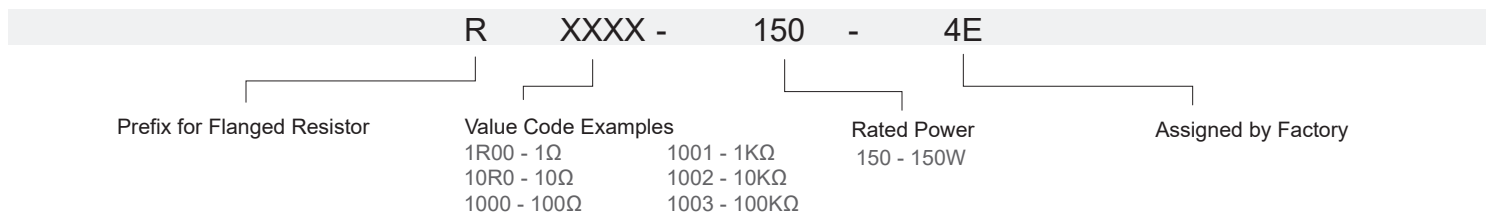
RXXXX-150-4E Dimensions:



Dimensions in inches [mm]
Tolerance is ± 0.010 [0.254]
unless otherwise stated

Ordering Information:

Example Part Number: R50R0-150-4E



Barry Industries reserves the right to change part number and/or process without notification.

RXXXX-150-4E Reliability Data:

Parameter:	Test Condition:	Results:
Short Time Overload	Apply 1.1x Rated Power for 5 Seconds.	≤ 2.0% Resistance Shift
Rated Load Life	Apply Full Power at 100°C ±2°C 90 Minutes on/ 30 Minutes off. Repeat for 1000 hours	≤ 2.0% Resistance Shift
Moisture Resistance	MIL-PRF-55342 para.4.8.9 95% RH, 25°C - 65°C	≤ 2.0% Resistance Shift
Resistance to Soldering Heat (Lead)	MIL-STD-202 Method 210 Test Condition "A"	≤ 2.0% Resistance Shift
Resistance to Soldering Heat (Assembly)	MIL-STD-202 Method 210 Test Condition "J"	≤ 2.0% Resistance Shift
Terminal Strength	MIL-STD-202 Method 211 Test Condition "A" 3lbs. Test Condition "B" 5 bends	No Significant Abnormality (Visual)
Solderability (Lead only)	MIL-STD-202 Method 208 Test C	>95% Covered
Insulation	Apply DC 500V for 1 Minute	>1000Mohm
High Temperature Storage	125°C ±2°C for 500 Hours	1.) ≤ 2.0% Resistance Shift 2.) No Significant Abnormality (Visual)
Thermal Shock	-65°C to +150°C Each Cycle 30 Minutes for 500 Hours	1.) ≤ 2.0% Resistance Shift 2.) No Significant Abnormality (Visual)

For further detail on the advantages of using TCE Matched Copper-Tungsten flange mount devices from Barry Industries please refer to the Application Note 'Finite Element Analysis of a High Power Resistor'. This document can be found on the Barry Industries website: www.barryind.com.

Barry Industries reserves the right to change part number and/or process without notification.