


RP1206ZZ-XXXXJN-93 Features:

- Wraparound Terminals
- Solder Attachment
- Customer Defined Testing Available
- RoHS Compliant Available
- Tape & Reel or Waffle Pack Available (Standard is bulk)
- 5% Resistor Tolerance

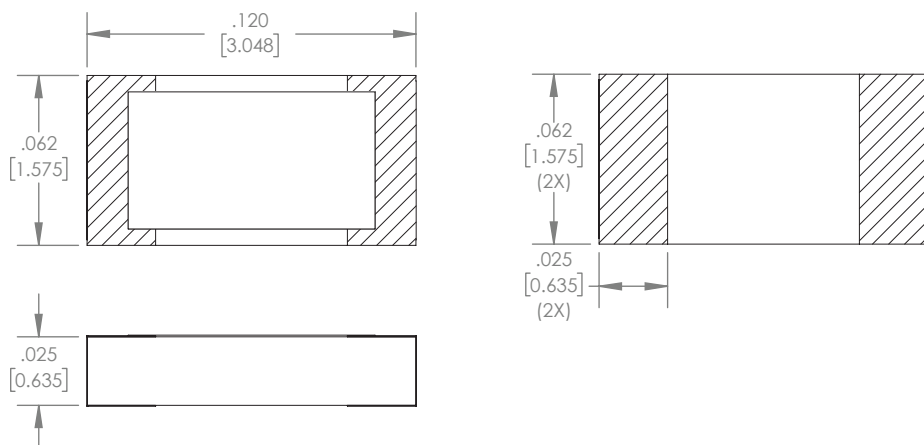


RP1206ZZ-XXXXJN-93 Parameters:

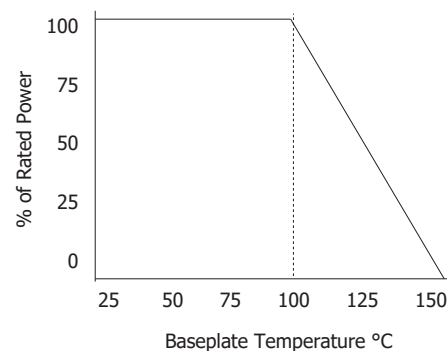
Resistance Range:	0.5Ω - 1MΩ
Rated Power:	2W*
Construction:	Thick Film on Al ₂ O ₃
Operating Temperature:	-55 to +150°C

* Rating based on ≤100°C constant baseplate temperature

RP1206ZZ-XXXXJN-93 Dimensions:



RP1206ZZ-XXXXJN-93 Power Derating Curve



Dimensions in inches [mm]
Tolerance is ± 0.005 [0.127]
unless otherwise stated

Ordering Information:

RP	1206	ZZ	-	XXXX	J	N	-	93	UU
Prefix for Wraparound Resistor									
Size	1206			Value Code Examples	Tolerance	Normal Inspection		Substrate	Package
				10R0 - 10Ω 1002 - 10KΩ	J - 5%	Contact factory for additional options		93 - 0.025" Al ₂ O ₃	Blank - Bulk TR - Tape and Reel WP - Waffle Pack
				1000 - 100Ω 1003 - 100KΩ					
				1001 - 1KΩ 1004 - 1MΩ					
Terminal Metallization			RoHS	Magnetic	Solder	Epoxy	Wirebond		
CB -	Sn62 over Nickel over Silver		No	Yes	Yes	No	No		
CC -	100% Matte Tin over Copper over Silver		Yes	No	Yes	No	No		
CT -	100% Matte Tin over Nickel over Silver		Yes	Yes	Yes	No	No		

Barry Industries reserves the right to change part number and/or process without notification.

RP1206ZZ-XXXXJN-93 Reliability Specifications:

Parameter:	Test Condition:	Results:
Short Time Overload	Apply 1.1x Rated Power for 5 Seconds.	≤ 5.0% Resistance Shift
Rated Load Life	Apply 1/2 Power Under 40°C ±2°C 90 Minutes on/ 30 Minutes off. Repeat for 100 hours	≤ 5.0% Resistance Shift
Moisture Resistance	MIL-PRF-55342 para 4.8.9 95% RH, 25°C - 65°C	≤ 5.0% Resistance Shift
Resistance to Soldering Heat	MIL-STD-202 Method 210 and MIL-PRF-55342 Para 4.8.8.1	≤ 5.0% Resistance Shift
Resistance to Bonding Exposure	MIL-PRF-55342 Para 4.8.8.2	≤ 5.0% Resistance Shift
Solderability	MIL-PRF-55342 Para 4.8.12	>95% Covered
High Temperature Storage	125°C ±2°C for 500 Hours	1.) ≤ 5.0% Resistance Shift 2.) No Significant Abnormality (Visual)
Thermal Shock	-65°C to +150°C 30 Minutes Dwell, 5 Cycles	1.) ≤ 5.0% Resistance Shift 2.) No Significant Abnormality (Visual)

Barry Industries reserves the right to change part number and/or process without notification.