


### TV0404 Features:

- Solder, Epoxy or Wirebondable Terminals
- RoHS Compliant
- Customer Defined Testing Available
- ±5% Resistor Tolerance (±2% Available)
- Tape & Reel and Waffle Pack Available (Standard is Bulk)



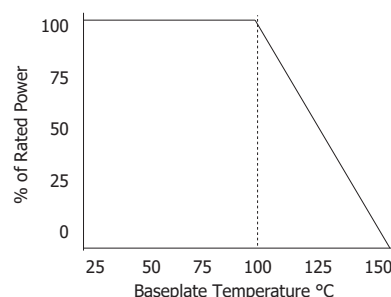
Actual Size

### TV0404 Parameters:

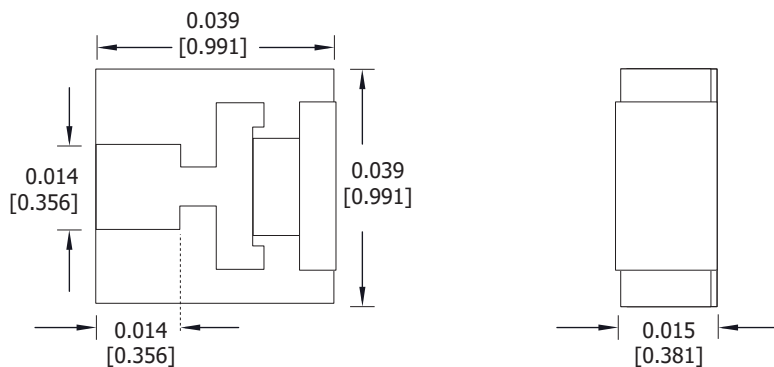
Operating Frequency:	DC - 60GHz
Rated Power:	1W*
Return Loss (Typical)**:	18.5dB or Better
Impedance:	50Ω ±5%*** (±2% Available)
Resistor Construction:	Thick Film on AIN
Operating Temperature:	-55 to +150°C

\* Rating based on ≤100°C constant baseplate temperature  
 \*\* In a matched, continuous 50Ω system with proper workmanship  
 \*\*\* Other values and tolerances available. Contact factory.

### TV0404 Power Derating Curve



### TV0404 Dimensions:



Dimensions in inches [mm]  
 Tolerance is ± 0.010 [0.254]  
 unless otherwise stated

### TV0404 Ordering Information

### Part Number Example: TV0404CT-50R0JN-2QTR

TV	0404	ZZ	-	50R0	J	N	-	2Q	UU
Size	0404			Value Code	Tolerance	Normal Inspection		Substrate	Packaging
				50R0 - 50Ω	J - 5% G - 2%	Contact factory for additional options		2Q - 0.015" AIN	Blank - Bulk TR - Tape and Reel WP - Waffle Pack

Terminal Metallization	RoHS	Magnetic	Solder	Epoxy	Wirebond
BA - Palladium Silver	Yes	No	Yes	Yes	No
CT - Matte Tin over Nickel over Silver	Yes	Yes	Yes	No	No
GA - Gold	Yes	No	No	Yes	Yes
EA - Gold Input with Palladium Silver Ground	Yes	No	Yes (GND Only)	Yes (GND Only)	Yes (IN Only)
FA - Gold Input with Platinum Palladium Gold Ground	Yes	No	Yes (GND Only)	Yes (GND Only)	Yes (IN Only)

Barry Industries reserves the right to change part number and/or process without notification.

## TV0404ZZ-50R0JN-2Q Reliability Specifications:

Parameter:	Test Condition:	Results:
Short Time Overload	Apply 1.1x Rated Power for 5 Seconds.	≤ 5.0% Resistance Shift
Rated Load Life	Apply 1/2 Power Under 40°C ±2°C 90 Minutes on/ 30 Minutes off. Repeat for 100 hours	≤ 5.0% Resistance Shift
Moisture Resistance	MIL-PRF-55342 para 4.8.9 95% RH, 25°C - 65°C	≤ 5.0% Resistance Shift
Resistance to Soldering Heat	MIL-STD-202 Method 210 and MIL-PRF-55342 Para 4.8.8.1	≤ 5.0% Resistance Shift
Resistance to Bonding Exposure	MIL-PRF-55342 Para 4.8.8.2	≤ 5.0% Resistance Shift
Solderability	MIL-PRF-55342 Para 4.8.12	>95% Covered
High Temperature Storage	125°C ±2°C for 500 Hours	1.) ≤ 5.0% Resistance Shift 2.) No Significant Abnormality (Visual)
Thermal Shock	-65°C to +150°C 30 Minutes Dwell, 5 Cycles	1.) ≤ 5.0% Resistance Shift 2.) No Significant Abnormality (Visual)

Barry Industries reserves the right to change part number and/or process without notification.