

RAXXXX-250-1X Features:

- Flange Mount
- RoHS Compliant
- Customer Defined Testing Available
- High Rated Power
- Covered Resistor Element
- ±5% Resistor Tolerance

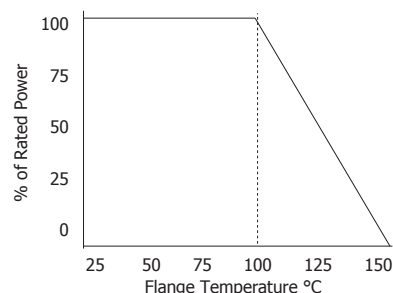
RAXXXX-250-1X Parameters:

| | |
|------------------------|----------------------|
| Rated Power: | 250W* |
| Resistance Range: | 10Ω to 1KΩ ±5% |
| Max. Rated Voltage: | 1000VDC |
| Capacitance (Typical): | 4.9pF at 1MHz |
| Resistor Construction: | Thick Film on AIN |
| Flange Construction: | Silver Plated Copper |
| Lead Construction: | Silver Plated Copper |
| Operating Temperature: | -55 to +150°C |

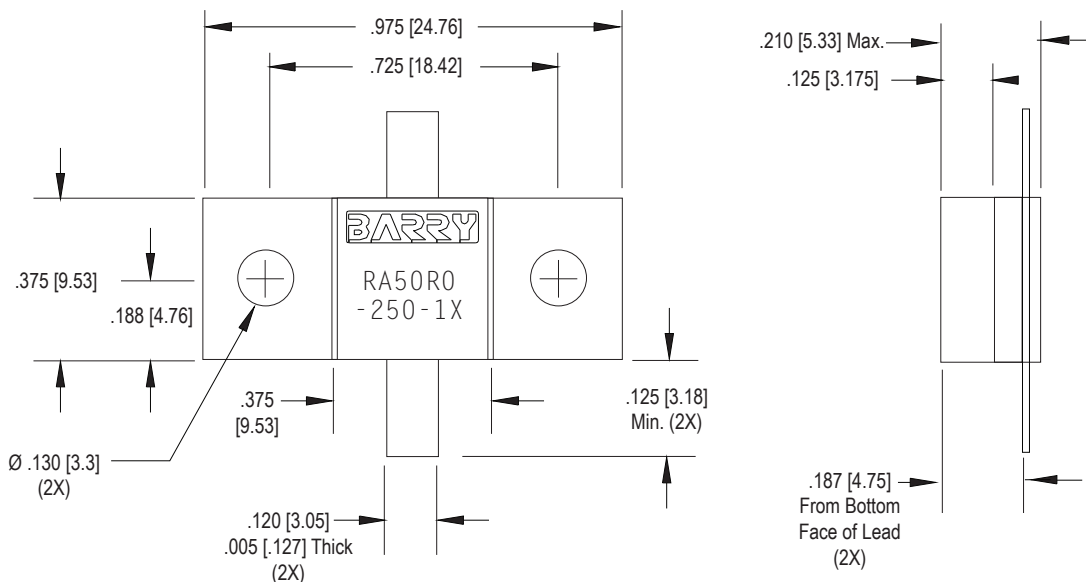
* Rating based on ≤100°C constant flange temperature



RAXXXX-250-1X Power Derating Curve



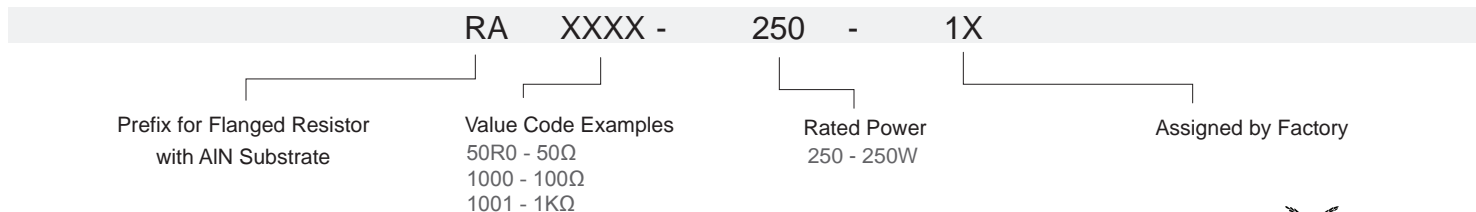
RAXXXX-250-1X Dimensions:



Dimensions in inches [mm]
Tolerance is ± 0.010 [0.254]
unless otherwise stated

Ordering Information:

Example Part Number: RA50R0-250-1X



Barry Industries reserves the right to change part number and/or process without notification.



| ORIG. | REV. | No. |
|----------------|----------------|-----|
| FEB 22 2005 | AUG 28 2014 | G |
| PAGE 1 OF 2 | | |

RAXXXX-250-1X Reliability Data:

| Parameter: | Test Condition: | Results: |
|---|---|--|
| Short Time Overload | Apply 1.1x Rated Power for 5 Seconds. | ≤ 5.0% Resistance Shift |
| Rated Load Life | Apply 1/2 Power Under 40°C ±2°C 90 Minutes on/ 30 Minutes off. Repeat for 100 hours | ≤ 5.0% Resistance Shift |
| Moisture Resistance | MIL-PRF-55342 para.4.8.9 95% RH, 25°C - 65°C | ≤ 5.0% Resistance Shift |
| Resistance to Soldering Heat (Lead) | MIL-STD-202 Method 210 Test Condition "A" | ≤ 5.0% Resistance Shift |
| Resistance to Soldering Heat (Assembly) | MIL-STD-202 Method 210 Test Condition "J" | ≤ 5.0% Resistance Shift |
| Terminal Strength | MIL-STD-202 Method 211 Test Condition "A" 3lbs. Test Condition "B" 5 bends | No Significant Abnormality (Visual) |
| Solderability (Lead only) | MIL-STD-202 Method 208 Test C | >95% Covered |
| Insulation | Apply DC 500V for 1 Minute | >1000Mohm |
| High Temperature Storage | 125°C ±2°C for 500 Hours | 1.) ≤ 5.0% Resistance Shift 2.) No Significant Abnormality (Visual) |
| Thermal Shock | -5°C to +150°C 30 Minutes Dwell, 5 Cycles | 1.) ≤ 5.0% Resistance Shift 2.) No Significant Abnormality (Visual) |

Barry Industries reserves the right to change part number and/or process without notification.

