


A0200-150-1X Features:

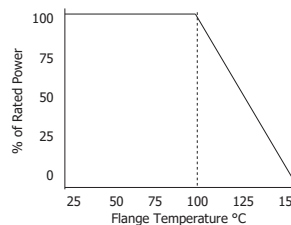
- Flange Mount
- RoHS Compliant
- Customer Defined Testing Available
- High Rated Power
- Covered Resistive Element
- Symmetrical Design¹

A0200-150-1X Parameters:

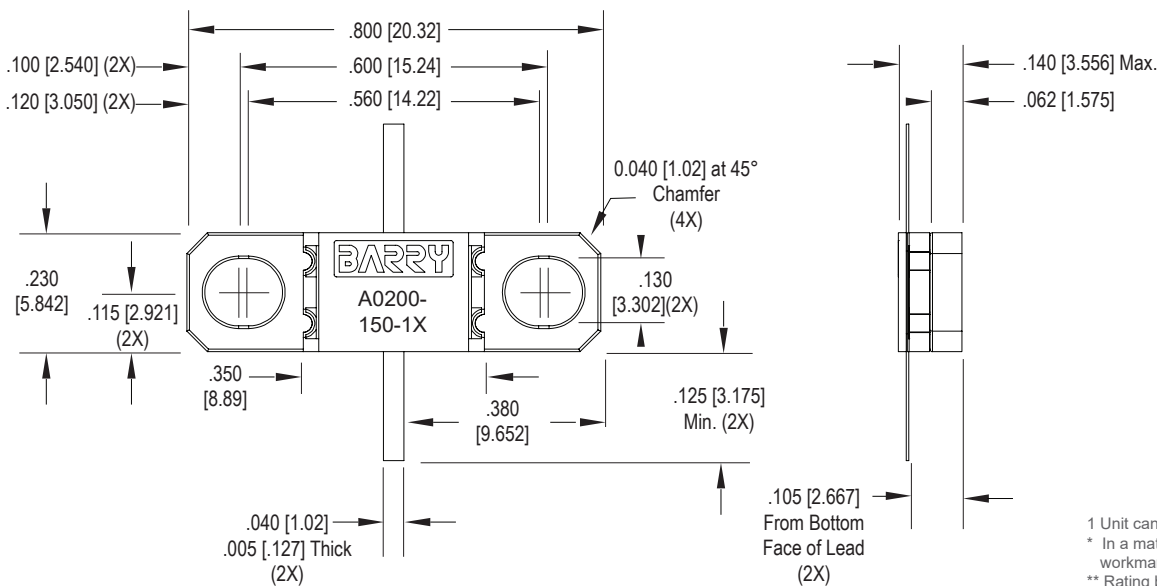
Nominal Attenuation:	2dB
Operating Frequency:	DC - 4GHz
Attenuation Tolerance:	±1dB
Return Loss (Typical)*:	20dB or Better
Input Power:	150W**
Impedance:	50Ω
Resistor Construction:	Thick Film on BeO
Flange Construction:	Silver Plated Copper
Lead Construction:	Silver Plated Copper
Operating Temperature:	-55 to +150°C



A0200-150-1X Power Derating Curve



A0200-150-1X Dimensions:



Dimensions in inches [mm]
Tolerance is ± 0.010 [0.254] unless otherwise stated

¹ Unit can be mounted in either direction
^{*} In a matched, continuous 50Ω system with proper workmanship
^{**} Rating based on ≤100°C constant baseplate temperature

Ordering Information:

A	0200	-	150	-	1X
Prefix for Flanged Attenuator	Value Code 0200 - 2dB		Input Power 150 - 150W		Assigned by Factory

Barry Industries reserves the right to change part number and/or process without notification.

A0200-150-1X Reliability Data:

Parameter:	Test Condition:	Results:
Short Time Overload	Apply 1.1x Rated Power for 5 Seconds.	≤ 5.0% Resistance Shift
Rated Load Life	Apply 1/2 Power Under 40°C ±2°C 90 Minutes on/ 30 Minutes off. Repeat for 100 hours	≤ 5.0% Resistance Shift
Moisture Resistance	MIL-PRF-55342 para.4.8.9 95% RH, 25°C - 65°C	≤ 5.0% Resistance Shift
Resistance to Soldering Heat (Lead)	MIL-STD-202 Method 210 Test Condition "A"	≤ 5.0% Resistance Shift
Resistance to Soldering Heat (Assembly)	MIL-STD-202 Method 210 Test Condition "J"	≤ 5.0% Resistance Shift
Terminal Strength	MIL-STD-202 Method 211 Test Condition "A" 3lbs. Test Condition "B" 5 bends	No Significant Abnormality (Visual)
Solderability (Lead only)	MIL-STD-202 Method 208 Test C	>95% Covered
High Temperature Storage	125°C ±2°C for 500 Hours	1.) ≤ 5.0% Resistance Shift 2.) No Significant Abnormality (Visual)
Thermal Shock	-5°C to +150°C 30 Minutes Dwell, 5 Cycles	1.) ≤ 5.0% Resistance Shift 2.) No Significant Abnormality (Visual)

Barry Industries reserves the right to change part number and/or process without notification.