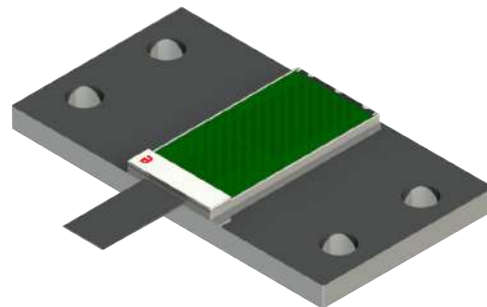


TA50R0-800-10X Features:

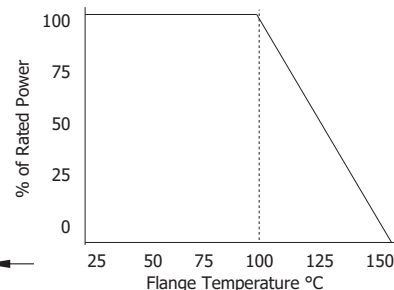
- Flange Mount
- RoHS Compliant
- Customer Defined Testing Available
- High Rated Power
- $\pm 5\%$ Resistor Tolerance

TA50R0-800-10X Parameters:

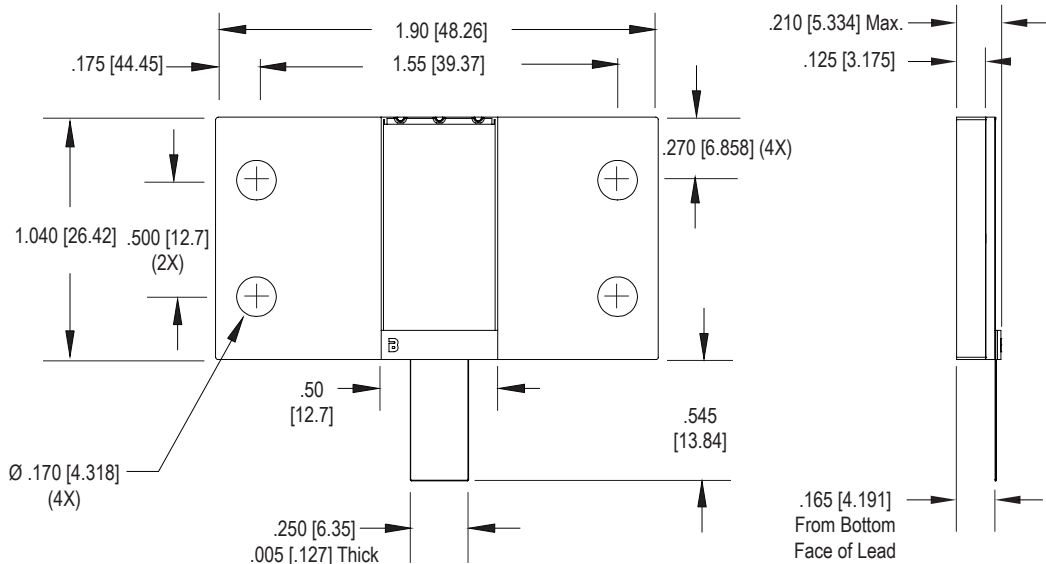
Operating Frequency:	DC - 1GHz
Rated Power:	800W*
Return Loss (Typical)**:	26dB or Better (DC - 860MHz) 20dB or Better (>860MHz - 1GHz)
Impedance:	50 Ω $\pm 5\%$ ***
Resistor Construction:	Thick Film on AIN
Flange Construction:	Silver Plated Copper
Lead Construction:	Silver Plated Copper
Operating Temperature:	-55 to +150°C



TA50R0-800-10X Power Derating Curve



TA50R0-800-10X Dimensions:



Dimensions in inches [mm]
Tolerance is ± 0.010 [0.254]
unless otherwise stated

* Rating based on $\leq 100^\circ\text{C}$ constant flange temperature
** In a matched, continuous 50 Ω system with proper workmanship
*** Other values and tolerances available. Contact factory.

Ordering Information:

TA 50R0 - 800 - 10X			
Prefix for Flanged Termination with AIN Substrate	Value Code 50R0 - 50 Ω	Rated Power 800 - 800W	Assigned by Factory

Barry Industries reserves the right to change part number and/or process without notification.

TA50R0-800-10X Reliability Data:

Parameter:	Test Condition:	Results:
Short Time Overload	Apply 1.1x Rated Power for 5 Seconds.	≤ 5.0% Resistance Shift
Rated Load Life	Apply 1/2 Power Under 40°C ±2°C 90 Minutes on/ 30 Minutes off. Repeat for 100 hours	≤ 5.0% Resistance Shift
Moisture Resistance	MIL-PRF-55342 para.4.8.9 95% RH, 25°C - 65°C	≤ 5.0% Resistance Shift
Resistance to Soldering Heat (Lead)	MIL-STD-202 Method 210 Test Condition "A"	≤ 5.0% Resistance Shift
Resistance to Soldering Heat (Assembly)	MIL-STD-202 Method 210 Test Condition "J"	≤ 5.0% Resistance Shift
Terminal Strength	MIL-STD-202 Method 211 Test Condition "A" 3lbs. Test Condition "B" 5 bends	No Significant Abnormality (Visual)
Solderability (Lead only)	MIL-STD-202 Method 208 Test C	>95% Covered
High Temperature Storage	125°C ±2°C for 500 Hours	1.) ≤ 5.0% Resistance Shift 2.) No Significant Abnormality (Visual)
Thermal Shock	-5°C to +150°C 30 Minutes Dwell, 5 Cycles	1.) ≤ 5.0% Resistance Shift 2.) No Significant Abnormality (Visual)

Barry Industries reserves the right to change part number and/or process without notification.

Barry Industries maintains an ISO9001 Certified Quality Management System.