

TA50R0-30-10X Features:

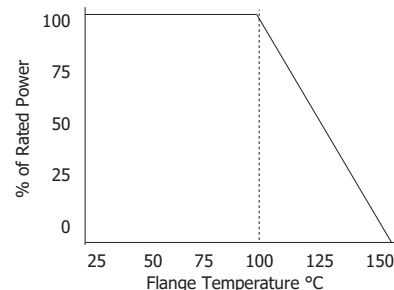
- Flange Mount
- RoHS Compliant
- Customer Defined Testing Available
- High Rated Power
- Covered Resistor Element
- ±5% Resistor Tolerance

TA50R0-30-10X Parameters:

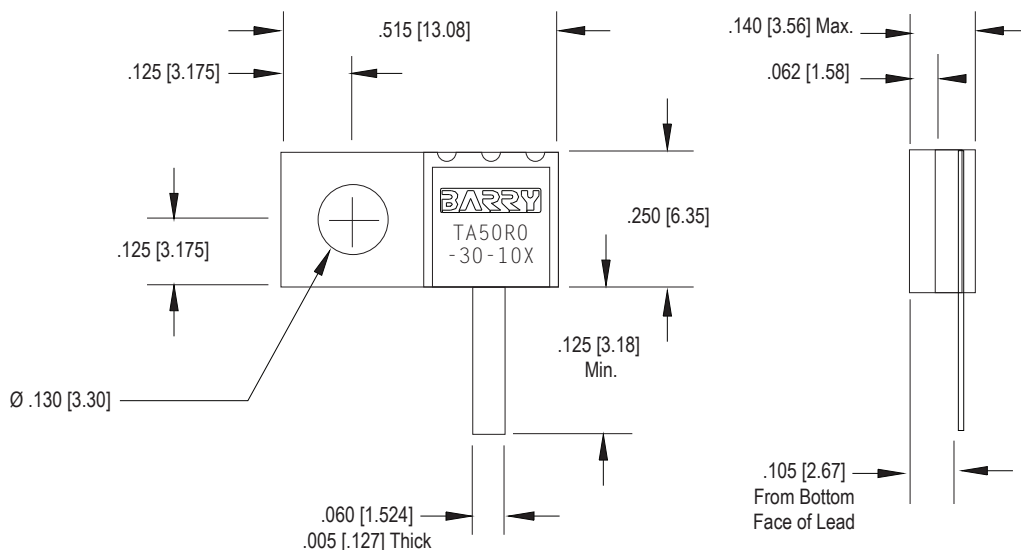
Operating Frequency:	DC - 2.5GHz
Rated Power:	30W*
Return Loss (Typical)**:	23dB or Better
Impedance:	50Ω ±5%***
Resistor Construction:	Thick Film on AIN
Flange Construction:	Silver Plated Copper
Lead Construction:	Silver Plated Copper
Operating Temperature:	-55 to +150°C



TA50R0-30-10X Power Derating Curve



TA50R0-30-10X Dimensions:



Dimensions in inches [mm]
Tolerance is ± 0.010 [0.254]
unless otherwise stated

* Rating based on ≤100°C constant flange temperature
** In a matched, continuous 50Ω system with proper workmanship
*** Other values and tolerances available. Contact factory.

Ordering Information:

TA	50R0	-	30	-	10X
Prefix for Flanged Termination with AIN Substrate	Value Code 50R0 - 50Ω		Rated Power 30 - 30W		Assigned by Factory

Barry Industries reserves the right to change part number and/or process without notification.



TA50R0-30-10X Reliability Data:

Parameter:	Test Condition:	Results:
Short Time Overload	Apply 1.1x Rated Power for 5 Seconds.	≤ 5.0% Resistance Shift
Rated Load Life	Apply 1/2 Power Under 40°C ±2°C 90 Minutes on/ 30 Minutes off. Repeat for 100 hours	≤ 5.0% Resistance Shift
Moisture Resistance	MIL-PRF-55342 para.4.8.9 95% RH, 25°C - 65°C	≤ 5.0% Resistance Shift
Resistance to Soldering Heat (Lead)	MIL-STD-202 Method 210 Test Condition "A"	≤ 5.0% Resistance Shift
Resistance to Soldering Heat (Assembly)	MIL-STD-202 Method 210 Test Condition "J"	≤ 5.0% Resistance Shift
Terminal Strength	MIL-STD-202 Method 211 Test Condition "A" 3lbs. Test Condition "B" 5 bends	No Significant Abnormality (Visual)
Solderability (Lead only)	MIL-STD-202 Method 208 Test C	>95% Covered
High Temperature Storage	125°C ±2°C for 500 Hours	1.) ≤ 5.0% Resistance Shift 2.) No Significant Abnormality (Visual)
Thermal Shock	-5°C to +150°C 30 Minutes Dwell, 5 Cycles	1.) ≤ 5.0% Resistance Shift 2.) No Significant Abnormality (Visual)


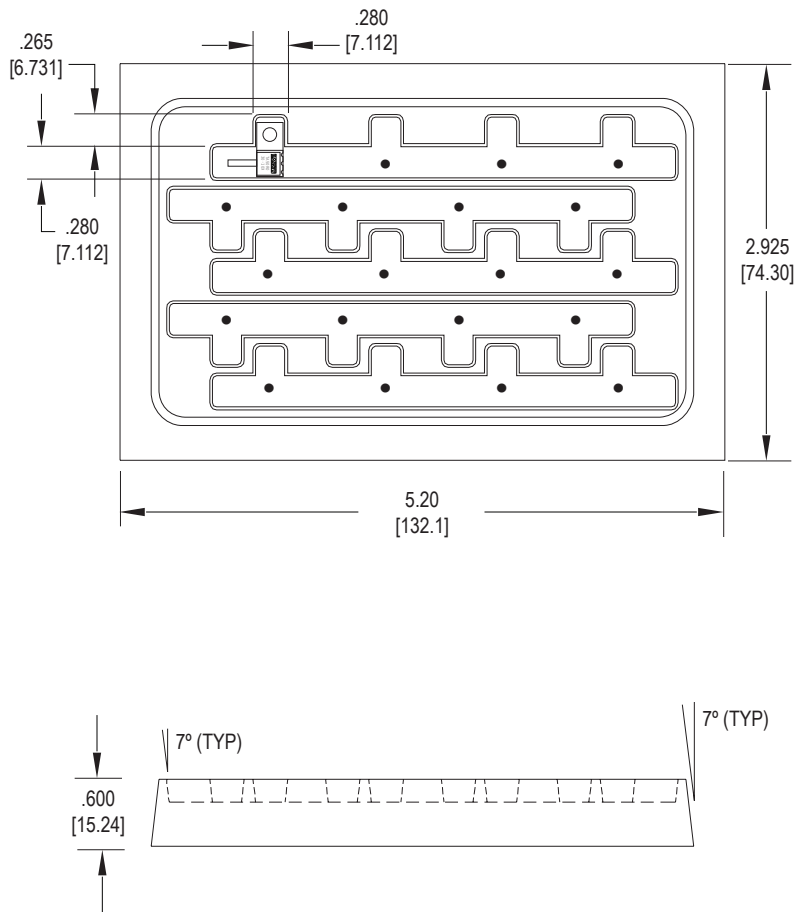
Barry Industries reserves the right to change part number and/or process without notification.



TA50R0-30-10X Packaging Specifications:

These units are shipped in segregated compartments sized for each individual assembly therefore protecting parts during shipping.

20 Pieces Per Package Max



Barry Industries Inc.
P.O.BOX 1326 CAGE CODE # 6P825
Attleboro Falls , MA 02763
TEL: (508) 226-3350 FAX: (508)226-3317

PART NO.
TA50R0-30-10X
QTY. **LOT CODE**
XXXXX XXXX
CUSTOMER PART NO.
XXXXXXXXXXXXXXXXXX
DATE CODE
XXXX

Barry Industries reserves the right to change part number and/or process without notification.



ORIG.	REV.	No.
OCT 5 2004	MAR 23 2016	F
PAGE 3 OF 3		