


TA50R0-10-3X Features:

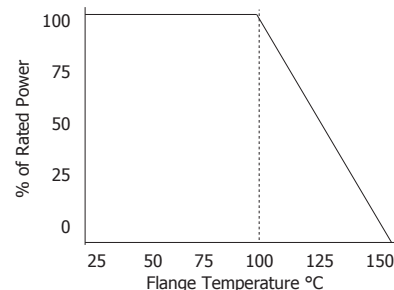
- Flange Mount
- RoHS Compliant
- Customer Defined Testing Available
- High Rated Power
- Covered Resistor Element
- ±5% Resistor Tolerance

TA50R0-10-3X Parameters:

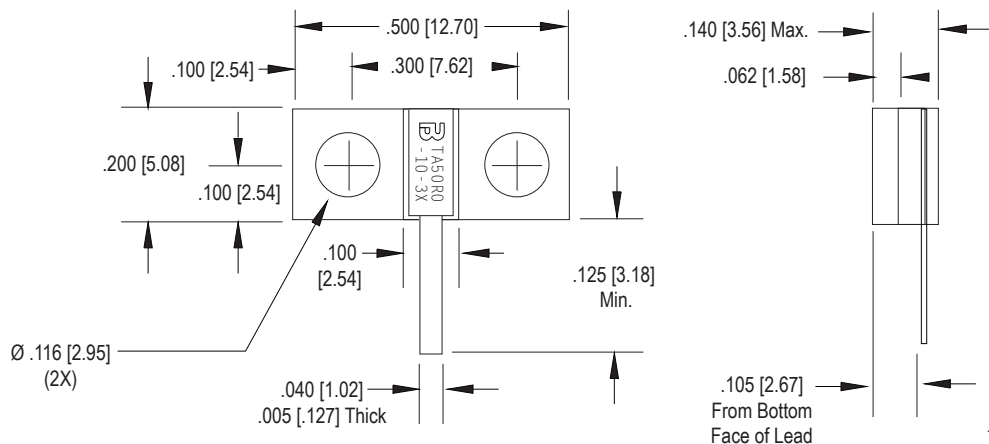
| | |
|--------------------------|----------------------|
| Operating Frequency: | DC - 3GHz |
| Rated Power: | 10W* |
| Return Loss (Typical)**: | 14dB or Better |
| Impedance: | 50Ω ±5%*** |
| Resistor Construction: | Thick Film on AIN |
| Flange Construction: | Silver Plated Copper |
| Lead Construction: | Silver Plated Copper |
| Operating Temperature: | -55 to +150°C |



TA50R0-10-3X Power Derating Curve



TA50R0-10-3X Dimensions:



Dimensions in inches [mm]
Tolerance is ± 0.010 [0.254]
unless otherwise stated

* Rating based on ≤100°C constant flange temperature
** In a matched, continuous 50Ω system with proper workmanship
*** Other values and tolerances available. Contact factory.

Ordering Information:

| | | | | | |
|---|--------------------------|---|-------------------------|---|---------------------|
| TA | 50R0 | - | 10 | - | 3X |
| Prefix for Flanged Termination with AIN Substrate | Value Code 50R0 - 50Ω | | Rated Power 10 - 10W | | Assigned by Factory |

Barry Industries reserves the right to change part number and/or process without notification.



TA50R0-10-3X Reliability Data:

| Parameter: | Test Condition: | Results: |
|---|---|--|
| Short Time Overload | Apply 1.1x Rated Power for 5 Seconds. | ≤ 5.0% Resistance Shift |
| Rated Load Life | Apply 1/2 Power Under 40°C ±2°C 90 Minutes on/ 30 Minutes off. Repeat for 100 hours | ≤ 5.0% Resistance Shift |
| Moisture Resistance | MIL-PRF-55342 para.4.8.9 95% RH, 25°C - 65°C | ≤ 5.0% Resistance Shift |
| Resistance to Soldering Heat (Lead) | MIL-STD-202 Method 210 Test Condition "A" | ≤ 5.0% Resistance Shift |
| Resistance to Soldering Heat (Assembly) | MIL-STD-202 Method 210 Test Condition "J" | ≤ 5.0% Resistance Shift |
| Terminal Strength | MIL-STD-202 Method 211 Test Condition "A" 3lbs. Test Condition "B" 5 bends | No Significant Abnormality (Visual) |
| Solderability (Lead only) | MIL-STD-202 Method 208 Test C | >95% Covered |
| High Temperature Storage | 125°C ±2°C for 500 Hours | 1.) ≤ 5.0% Resistance Shift 2.) No Significant Abnormality (Visual) |
| Thermal Shock | -5°C to +150°C 30 Minutes Dwell, 5 Cycles | 1.) ≤ 5.0% Resistance Shift 2.) No Significant Abnormality (Visual) |

Barry Industries reserves the right to change part number and/or process without notification.

