



WWW.BARRYIND.COM


R50R0-250-1X



BeO FLANGED RESISTOR

Features:

- ◆ BeO Material
- ◆ 250 Watts
- ◆ Flange Mount

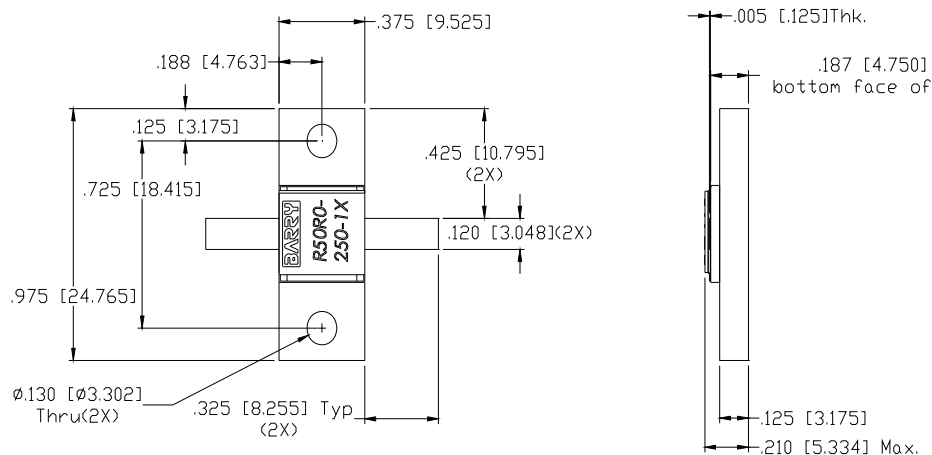
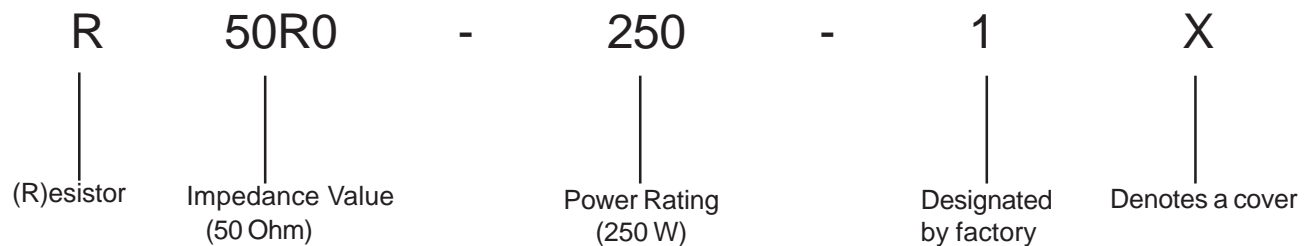


General Description:

The R50R0-250-1X is a flanged 50 ohm, BeO resistor. It has an input power rating of 250 watts, while maintaining a constant flange temperature of 100°C.

Storage conditions: Parts should be left in supplied packaging and kept in a dry nitrogen cover gas to prevent oxidation.

Warranty: 1 year from shipment date; storage as specified.



Dimensions in inches [mm]
Tolerance ± .010 [.254]
unless otherwise stated

Barry Industries reserves the right to change part number and or process without notification.

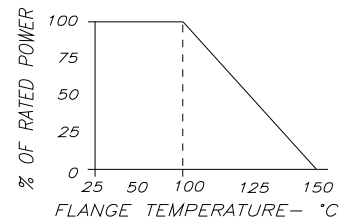
Barry Industries, Inc., 60 Walton St., Attleboro, MA 02703 T: 508-226-3350 F: 508-226-3317 E-mail: sales@barryind.com
Barry Industries maintains an ISO 9001 Certified Quality Management System

Origination Date	Revision Date	Rev.
06/03/10	01/19/11	B
Page 1 of 3		

Electrical & Temperature

Parameter	Min.	Typ.	Max.	Units
Input Power			250	Watts
Resistance Tolerance	47.5	50	52.5	Ohms
Flange Temperature			100	°C
Operating Temperature	-55		150	°C
Temperature Coefficient of Resistance	-200		+200	PPM/°C

DERATING CURVE:



Reliability

Parameter	Test Conditions	Results
Short Time Overload	Apply 1.1 x rated power for 5 Sec.	± 5.0 % Resistance Shift
Rated Load Life	Apply half power under 40°C ± 2°C 90 minutes on / 30 minutes off, Repeat for 100 hours	± 5.0 % Resistance Shift
Moisture Load Life	Apply half power under 60°C ± 2°C 90 - 95 % RH 90 minutes on / 30 minutes off, Repeat for 1000 hours	± 5.0 % Resistance Shift
Solder resistance (Leads Only)	Dip into 235°C ± 5°C solder bath for 3 ± 0.5 second	± 5.0 % Resistance Shift
Terminal Strength	Lead pull 1 lb. for 5 Sec.	No Significant Abnormality (Visual)
Solderability (Leads Only)	Dip into 235°C ± 5°C for 3 ± 0.5 seconds	>95% covered
Insulation	Apply DC 500 V for 1 Minute	>1000Mohm
High Temperature Storage	1.) 125°C ± 2°C 2.) 500 Hours	1.) Resistance shift ±5.0% 2.) No Significant Abnormality (Visual)
Thermal Shock	1.) -5°C to +150°C 2.) Each cycle 30 minutes for 5 cycles	1.) Resistance shift ±5.0% 2.) No Significant Abnormality (Visual)

Special handling: Use this component under surface temperature of 250°C on resistance film.

Outgoing Inspection:

- 1.) Electrical Characteristics
 - a.) DC Resistance (constant current measurement) verify value and tolerance per Electrical table above 100% in process / sample per Inspection Standard at outgoing
 - b.) TCR (Temperature Coefficient of Resistance) One sample per manufacturing lot
 - c.) VSWR sample 4 pieces per manufacturing lot (when specified in product specification)
- 2.) Visual Characteristics
 - a.) Damage / Workmanship - Sample per Inspection Standard
 - b.) Contamination - Sample per Inspection Standard
 - c.) Dimensions - Sample per Inspection Standard, verify tolerance within limits as specified on page 1.

Origination Date	Revision Date	Rev.
06/03/10	01/19/11	B
Page 2 of 3		

Packaging

8 pcs.max per package

These units will be shipped in segregated compartments sized for each individual assembly thereby protecting parts during shipping. (See Fig. 1)

Each tray bottom will then be secured to cover and labeled. (See Fig.2)

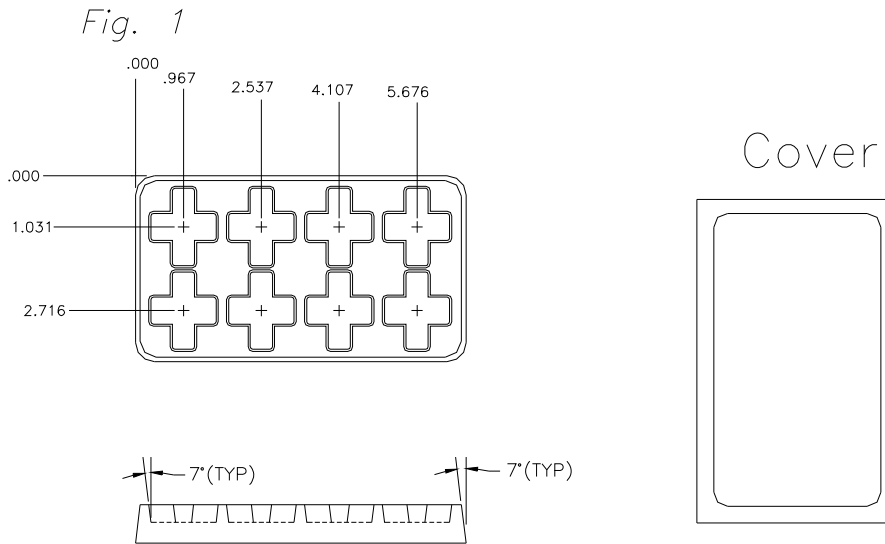


Fig. 2 (Label)

Barry Industries Inc.
P.O.BOX 1326 CAGE CODE # 6P825
Attleboro Falls , MA 02763
TEL: (508) 226-3350 FAX: (508)226-3317

PART NO.
R50R0-250-1X

QTY. **LOT CODE**
XXXXX XXXX

CUSTOMER PART NO.
XXXXXXXXXXXXXXXXXX

DATE CODE
XXXX

Origination Date	Revision Date	Rev.
06/03/10	01/19/11	B
Page 3 of 3		