


RP0805ZZ-XXXXWN-96 Features:

- Wraparound Terminal Configuration
- Solder, Epoxy or Wirebondable Terminals
- Customer Defined Testing Available
- RoHS Compliant or SnPb Available
- Non-Magnetic Available
- Tape and Reel and Waffle Pack Available (Standard is bulk)

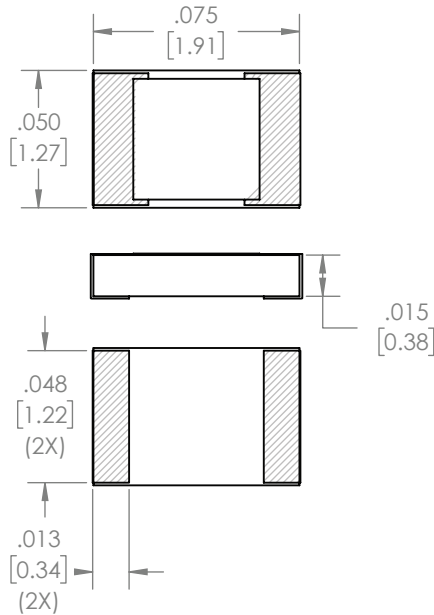


RP0805ZZ-XXXXWN-96 Parameters:

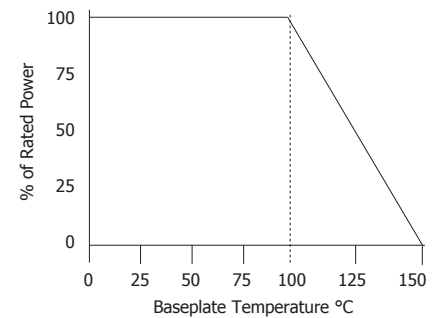
Resistance Range:	0.5Ω - 1MΩ
Rated Power:*	8W
Construction:	Thick Film on 0.015" BeO
Operating Temperature:	-55 to +150°C

* Rating based on ≤100°C constant baseplate temperature

RP0805ZZ-XXXXWN-96 Dimensions:



RP0805ZZ-XXXXWN-96 Power Derating Curve



Dimensions in inches [mm]
 Tolerance is ± 0.005 [0.13]
 unless otherwise stated

Ordering Information:

Example Part Number: RP0805CT-50R0JN-96

RP	0805	ZZ	-	XXXX	W	N	-	96	UU
Prefix for Wraparound Resistor	Size 0805	Value Code 50R0 - 50Ω 1000 - 100Ω 1001 - 1KΩ		Value Code 1002 - 10KΩ 1003 - 100KΩ 1004 - 1MΩ	Tolerance F - 1% G - 2% J - 5%	Normal Inspection Contact factory for additional options		Substrate 96 - 0.015" BeO	Packaging Blank - Bulk TR - Tape & Reel WP - Waffle Pack
Terminal Metallization				RoHS	Magnetic	Solder		Epoxy	Wirebond
CB - Tin Lead over Nickel over Silver				No	Yes	Yes		No	No
CC - 100% Matte Tin over Copper over Silver				Yes	No	Yes		No	No
CT - 100% Matte Tin over Nickel over Silver				Yes	Yes	Yes		No	No
JA - Gold over Platinum Palladium Gold				Yes	No	No		Yes	Yes

Barry Industries reserves the right to change part number and/or process without notification.

RP0805ZZ-XXXXWN-96 Reliability Specifications:

Parameter:	Test Condition:	Results:
Short Time Overload	Apply 1.1x Rated Power for 5 Seconds.	≤ 5.0% Resistance Shift
Rated Load Life	Apply 1/2 Power Under 40°C ±2°C 90 Minutes on/ 30 Minutes off. Repeat for 100 hours	≤ 5.0% Resistance Shift
Moisture Resistance	MIL-PRF-55342 para 4.8.9 95% RH, 25°C - 65°C	≤ 5.0% Resistance Shift
Resistance to Soldering Heat	MIL-STD-202 Method 210 and MIL-PRF-55342 Para 4.8.8.1	≤ 5.0% Resistance Shift
Resistance to Bonding Exposure	MIL-PRF-55342 Para 4.8.8.2	≤ 5.0% Resistance Shift
Solderability	MIL-PRF-55342 Para 4.8.12	>95% Covered
High Temperature Storage	125°C ±2°C for 500 Hours	1.) ≤ 5.0% Resistance Shift 2.) No Significant Abnormality (Visual)
Thermal Shock	-65 to +125 30 Minutes Dwell, 5 Cycles	1.) ≤ 5.0% Resistance Shift 2.) No Significant Abnormality (Visual)

Barry Industries reserves the right to change part number and/or process without notification.