


A1000-40-3X Features:

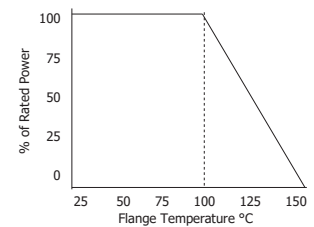
- Flange Mount
- RoHS Compliant
- Customer Defined Testing Available
- High Rated Power
- Covered Resistive Element
- Symmetrical Design¹

A1000-40-3X Parameters:

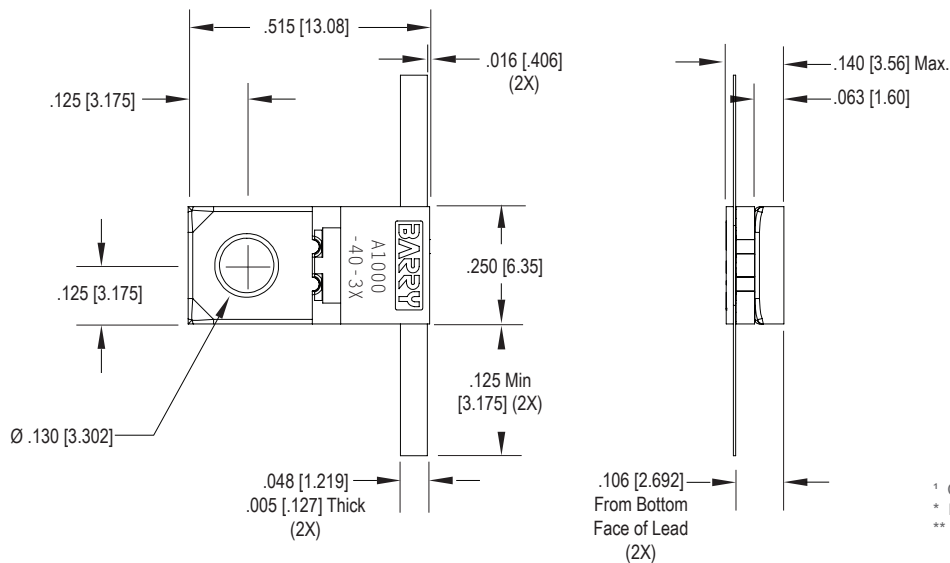
Nominal Attenuation:	10dB
Operating Frequency:	DC - 4GHz
Attenuation Tolerance:	±0.5dB
Return Loss (Typical)*:	20dB or Better
Input Power:	40W**
Impedance:	50Ω
Resistor Construction:	Thick Film on BeO
Flange Construction:	Silver Plated Copper
Lead Construction:	Silver Plated Copper
Operating Temperature:	-55 to +150°C



A1000-40-3X Power Derating Curve



A1000-40-3X Dimensions:



Dimensions in inches [mm]
Tolerance is ± 0.010 [0.254]
unless otherwise stated

- ¹ Can be mounted in either direction
^{*} In a matched, continuous 50Ω system with proper workmanship
^{**} Rating based on ≤100°C constant baseplate temperature

Ordering Information:

A 1000 - 40 - 3X			
Prefix for Flanged Attenuator	Value Code 1000 - 10dB	Input Power 40 - 40W	Assigned by Factory

Barry Industries reserves the right to change part number and/or process without notification.

A1000-40-3X Reliability Data:

Parameter:	Test Condition:	Results:
Short Time Overload	Apply 1.1x Rated Power for 5 Seconds.	$\leq 5.0\%$ Resistance Shift
Rated Load Life	Apply 1/2 Power Under $40^{\circ}\text{C} \pm 2^{\circ}\text{C}$ 90 Minutes on/ 30 Minutes off. Repeat for 100 hours	$\leq 5.0\%$ Resistance Shift
Moisture Resistance	MIL-PRF-55342 para.4.8.9 95% RH, $25^{\circ}\text{C} - 65^{\circ}\text{C}$	$\leq 5.0\%$ Resistance Shift
Resistance to Soldering Heat (Lead)	MIL-STD-202 Method 210 Test Condition "A"	$\leq 5.0\%$ Resistance Shift
Resistance to Soldering Heat (Assembly)	MIL-STD-202 Method 210 Test Condition "J"	$\leq 5.0\%$ Resistance Shift
Terminal Strength	MIL-STD-202 Method 211 Test Condition "A" 3lbs. Test Condition "B" 5 bends	No Significant Abnormality (Visual)
Solderability (Lead only)	MIL-STD-202 Method 208 Test C	>95% Covered
High Temperature Storage	$125^{\circ}\text{C} \pm 2^{\circ}\text{C}$ for 500 Hours	1.) $\leq 5.0\%$ Resistance Shift 2.) No Significant Abnormality (Visual)
Thermal Shock	-5°C to $+150^{\circ}\text{C}$ 30 Minutes Dwell, 5 Cycles	1.) $\leq 5.0\%$ Resistance Shift 2.) No Significant Abnormality (Visual)

Barry Industries reserves the right to change part number and/or process without notification.