


### AV0904GA-0200JN-91 Features:

- PI Configuration
- Wirebondable Terminals
- Customer Defined Testing Available
- RoHS Compliant
- Tape & Reel or Waffle Pack Available (Standard is bulk)



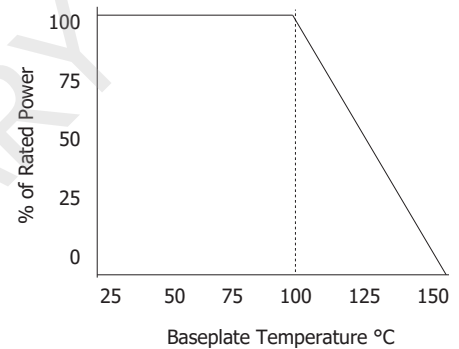
Actual Size

### AV0904GA-0200JN-91 Parameters:

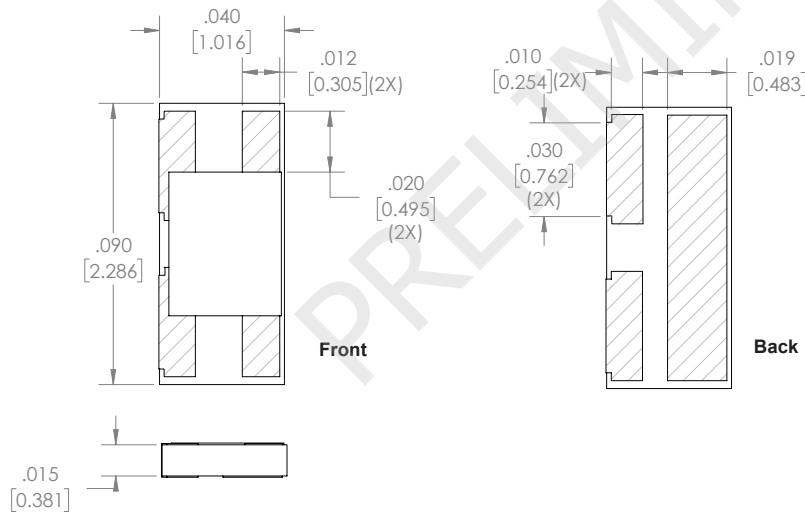
Attenuation:	2dB
Operating Frequency:	DC - 30GHz*
Attenuation Tolerance:	-0.25dB +0.5dB (DC - 18GHz) -0.25dB +0.75dB
Rated Power:	.75W**
Return Loss (Typical)*:	15dB or Better
Impedance:	50Ω
Construction:	Thick Film on Al <sub>2</sub> O <sub>3</sub>
Operating Temperature:	-55 to +150°C

\* In a matched, continuous 50Ω system with proper workmanship  
\*\* Rating based on ≤100°C constant baseplate temperature

### AV0904GA-0200JN-91 Power Derating Curve



### AV0904GA-0200JN-91 Dimensions:



Dimensions in inches [mm]  
Tolerance is ± 0.010 [0.254]  
unless otherwise stated

### Ordering Information:

AV	0904	GA	-	0200	J	N	-	91	UU		
Prefix for Single-Wrap to Ground Attenuator		Value Code		Tolerance		Normal Inspection Contact factory for additional options		Substrate		Packaging	
Size		0200 - 2dB		J - 5%		91 - 0.015" Al <sub>2</sub> O <sub>3</sub>		Blank - Bulk		TR - Tape and Reel	
Terminal Metallization		RoHS		Magnetic		Solder		Epoxy		Wirebond	
GA - Gold		Yes		No		No		Yes		Yes	
										WP - Waffle Pack	

Barry Industries reserves the right to change part number and/or process without notification.

## AV0904GA-0200JN-91 Reliability Specifications:

Parameter:	Test Condition:	Results:
Short Time Overload	Apply 1.1x Rated Power for 5 Seconds.	≤ 5.0% Resistance Shift
Rated Load Life	Apply 1/2 Power Under 40°C ±2°C 90 Minutes on/ 30 Minutes off. Repeat for 100 hours	≤ 5.0% Resistance Shift
Moisture Resistance	MIL-PRF-55342 para 4.8.9 95% RH, 25°C - 65°C	≤ 5.0% Resistance Shift
Resistance to Soldering Heat	MIL-STD-202 Method 210 and MIL-PRF-55342 Para 4.8.8.1	≤ 5.0% Resistance Shift
Resistance to Bonding Exposure	MIL-PRF-55342 Para 4.8.8.2	≤ 5.0% Resistance Shift
Solderability	MIL-PRF-55342 Para 4.8.12	>95% Covered
High Temperature Storage	125°C ±2°C for 500 Hours	1.) ≤ 5.0% Resistance Shift 2.) No Significant Abnormality (Visual)
Thermal Shock	-65°C to +150°C 30 Minutes Dwell, 5 Cycles	1.) ≤ 5.0% Resistance Shift 2.) No Significant Abnormality (Visual)

Barry Industries reserves the right to change part number and/or process without notification.

